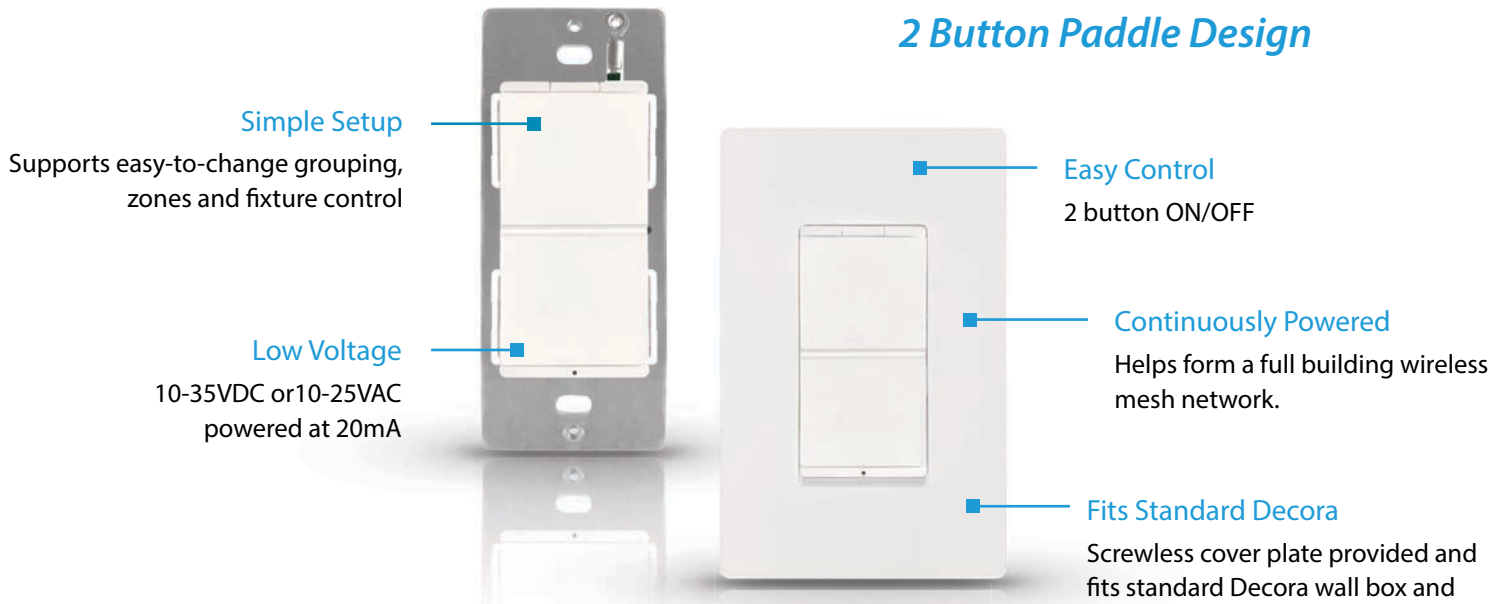


Low Voltage 2 Button Wall Station

Easy, Quick Control with a Simple, 2 Button Paddle Design



PRODUCT OVERVIEW

For some applications needing only on/off capability, or where there is a need to match conventional two button paddle décor designs, the Avi-on 2 button wall station is the perfect answer. Available with either on/off or on/off with raise/lower dimming options configurable from the Avi-on app. AC, LV and battery-powered options make it easy to install on in nearly any application. The two button cover is even retrofittable to existing switches with an easy firmware update.

Features

- Low Voltage 10-35VDC or 10-25VAC powered
- On/Off buttons
- Software configurable on/off single press, or quick press on/off with hold to dim up/dim down
- Continuously powered device helps form a full building wireless mesh network
- Fits standard Decora wall box and multi gang trim plates (only fits square mud rings not rounded or beveled)
- Screwless cover plate also provided

Common Specifications

- Indoor use only (spray resistant cover plate available for food service applications)
- Operating Temp: -4 to 122 °F (-20 to 50 °C)
- UL Listed

ORDERING INFORMATION

Part Number	Name	Description
AVI-B-2403LV-3	2 Button Wall Station (Low Voltage)	2 button LV wall control on/off or on/off with hold to dim up/down.

To order please contact Avi-on sales at **(877) AVION-US**, (877) 284-6687 or prosales@avi-on.com for information on becoming an Avi-on partner and order details.

Project		Location/Type	
----------------	--	----------------------	--

SPECIFICATIONS

LV Version

Electrical	Min	Max	Unit
Input Voltage	10	35	VDC
Input Voltage	10	25	VAC
Input Frequency (VAC)	47	63	Hz
Amperage	-	20	mA
Operating Temperature	-4 (-20)	122 (50)	°F (°C)
Storage Temperature	-40 (-40)	185 (85)	°F (°C)

Power Wires	Green	Red	White	Black
16 gauge	GND	Load	Neutral	Line

Case Dimensions (Excluding Wires)

Part	Length	Width	Height
2 Button Wall Station	4.69" (119mm)	2.95" (75mm)	1.57" (40mm)

Certifications

Regulatory	Description
USA	FCC ID: 2AFZI-AVIBG21 FCC Part 15, Subpart B (Class B) FCC Part 15.247
Canada	IC ID: 2AFZI-AVIBG21 ICES-003, Issue 7, Oct. 2020 RSS-GEN Issue 5, Feb. 2021 Amendment 2 RSS-247 Issue 2, Feb. 2017
BQB	DID: D063032 Qualified Design ID (QDID): 205509 178212 175341
UL	UL File E519564 UL 60730-1 ED. 5 XACN/XACN7 Touch Lighting Controls

WIRING DIAGRAMS

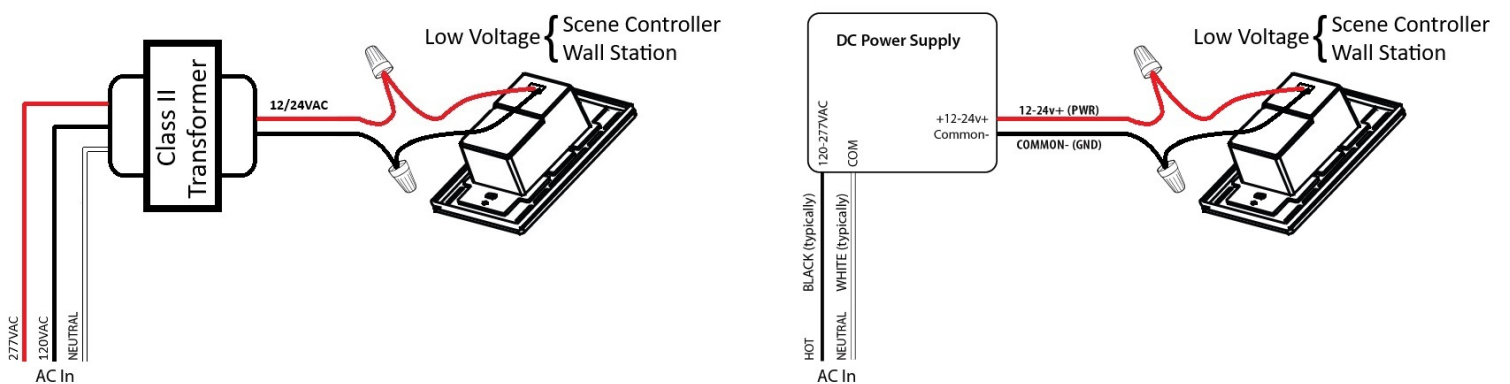


Figure 1. Wiring

DIMENSIONS

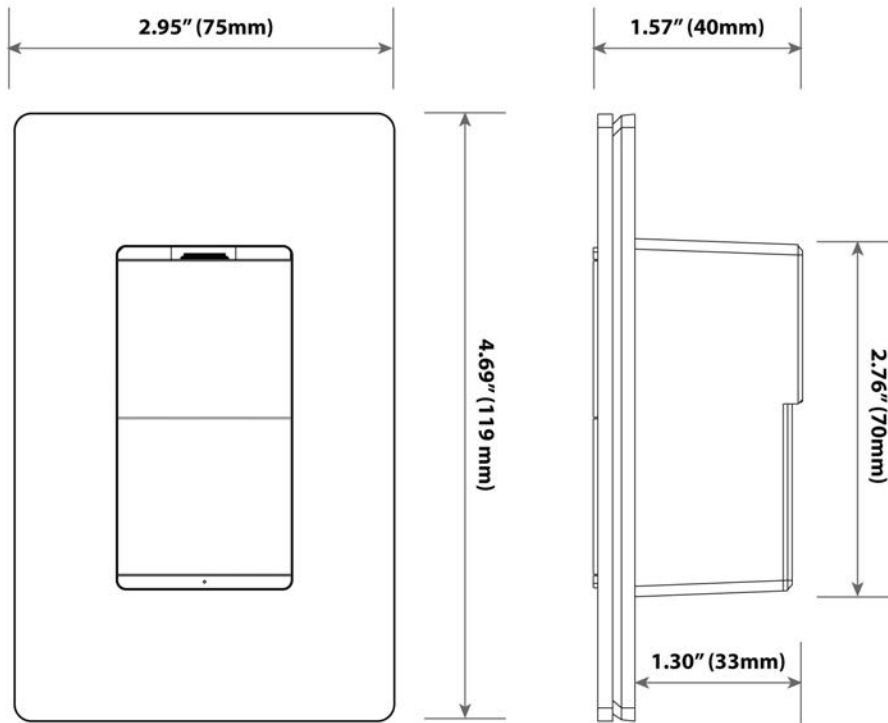


Figure 2. Wall Station Dimensions



Figure 3. Back

ALL PRODUCT, PRODUCT SPECIFICATIONS AND DATA ARE SUBJECT TO CHANGE WITHOUT NOTICE TO IMPROVE RELIABILITY, FUNCTION OR DESIGN OR OTHERWISE. The information contained herein is believed to be reliable. Avi-on makes no warranty, representation or guarantee regarding the information contained herein, the suitability of the products for any particular purpose, or the continuing production of any product. Avi-on assumes no responsibility or liability whatsoever for the use of the information contained herein. The information contained herein, or any use of such information does not grant, explicitly or implicitly, to any party any patent rights, licenses, or any other intellectual property rights, whether with regard to such information itself or anything described by such information.

